

Break Down of Physics Final Grades

Aaron G. Kebede

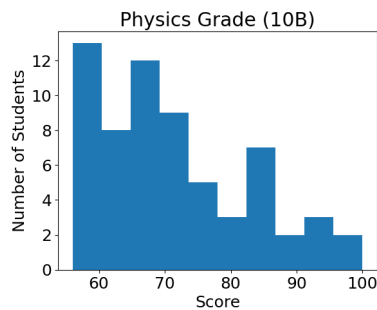
May 19, 2022

Abstract

This document contains the physics final grade(out of 100%) breakdown for the classes that I teach.

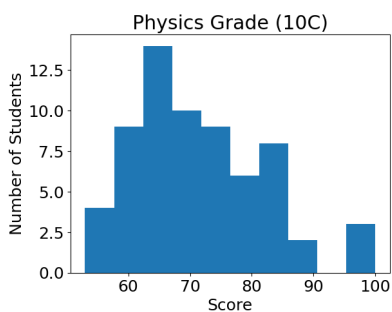
Grade Breakdown for 10 B

- The number of students who scored less than 50 is: 0
- The number of students who scored between 50 and 60 is: 10
- The number of students who scored between 60 and 70 is: 23
- The number of students who scored between 70 and 80 is: 15
- The number of students who scored between 80 and 90 is: 11
- The number of students who scored between 90 and 100 is: 3
- The number of students who scored 100 is: 2
- The average and standard deviation are: 71.4 and 11.5 respectively.



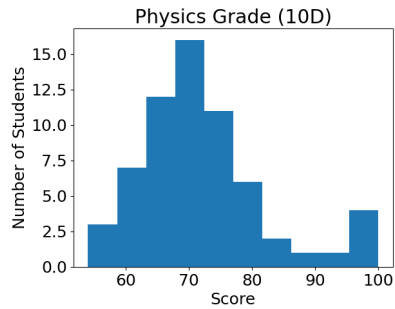
Grade Breakdown for 10 C

- The number of students who scored less than 50 is: 0
- The number of students who scored between 50 and 60 is: 5
- The number of students who scored between 60 and 70 is: 25
- The number of students who scored between 70 and 80 is: 21
- The number of students who scored between 80 and 90 is: 10
- The number of students who scored between 90 and 100 is: 3
- The number of students who scored 100 is: 1
- The average and standard deviation are: 71.4 and 10.5 respectively.



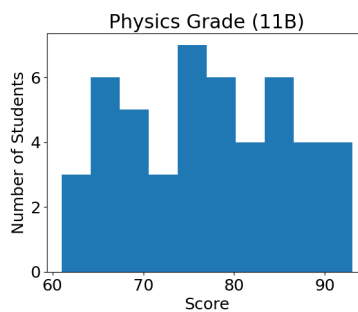
Grade Breakdown for 10 D

- The number of students who scored less than 50 is: 0
- The number of students who scored between 50 and 60 is: 3
- The number of students who scored between 60 and 70 is: 24
- The number of students who scored between 70 and 80 is: 25
- The number of students who scored between 80 and 90 is: 5
- The number of students who scored between 90 and 100 is: 5
- The number of students who scored 100 is: 1
- The average and standard deviation are: 72.2 and 10.04 respectively.



Grade Breakdown for 11 B

- The number of students who scored less than 50 is: 0
- The number of students who scored between 50 and 60 is: 0
- The number of students who scored between 60 and 70 is: 11
- The number of students who scored between 70 and 80 is: 17
- The number of students who scored between 80 and 90 is: 16
- The number of students who scored between 90 and 100 is: 4
- The number of students who scored 100 is: 0
- The average and standard deviation are: 77.02 and 8.91 respectively.



Grade Breakdown for 11 C

- The number of students who scored less than 50 is: 0
- The number of students who scored between 50 and 60 is: 1
- The number of students who scored between 60 and 70 is: 13
- The number of students who scored between 70 and 80 is: 18
- The number of students who scored between 80 and 90 is: 14
- The number of students who scored between 90 and 100 is: 2
- The number of students who scored 100 is: 2
- The average and standard deviation are: 76.94 and 10.1 respectively.

